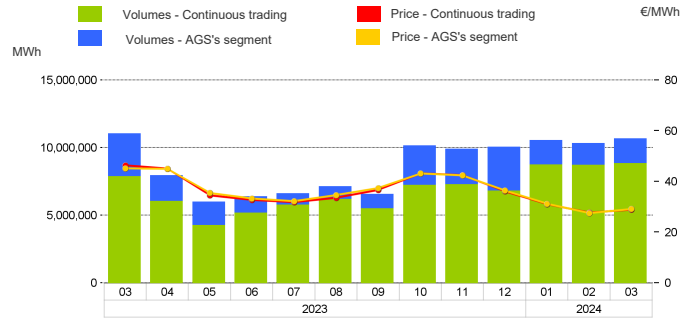


Spot Gas Market (MP-GAS)

Day-Ahead Gas Market (MGP-GAS)

	Price. €/MWh				Volumes. MWh			
	Average	Var	Min	Max	Total	Var	Daily products	WE product
Continuous trading	28.88	-37.6%	25.00	33.00	8,804,496	+12.3%	6,938,304	1,866,192

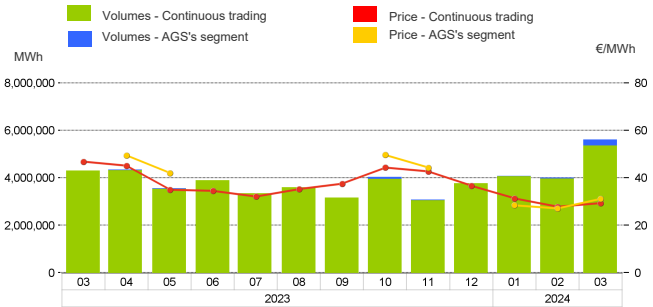
	Price. €/MWh				Volumes. MWh			
	Average	Var	Min	Max	Total	Var	Purchases SRG	Sales SRG
AGS's segment	29.09	-35.5%	26.30	31.14	1,827,168	-42.2%	1,386,288	440,880



Intra-Day Gas Market (MI-GAS)

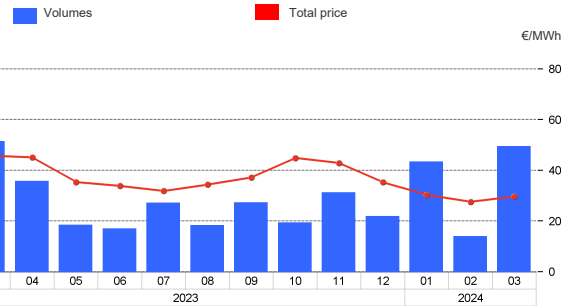
	Price. €/MWh				Volumes. MWh	
	Average	Var	Min	Max	Total	Var
Continuous trading	29.35	-37.3%	21.60	38.00	5,337,888	+24.6%

	Price. €/MWh				Volumes. MWh			
	Average	Var	Min	Max	Total	Var	Acquisti SRG	Sales SRG
AGS's segment	31.18	-	29.61	33.00	246,144	-	197,832	48,312



Market for the trading of gas stored (MGS-GAS)

	Price. €/MWh				Volumes. MWh					
	Average	Var	Min	Max	Total	Var	Purchases SRG Balancing ⁽²⁾	Purchases SRG Other purposes ⁽²⁾	Sales SRG Balancing ⁽²⁾	Sales SRG Other purposes ⁽²⁾
Stogit	29.72	-35.1%	27.40	33.74	493,477	-3.8%	244,063	-	69,385	-
Edison	-	-	-	-	-	-	-	-	-	-
Total ⁽¹⁾	29.72	-35.1%	27.4	33.74	493,477	-3.8%	244,063	-	69,385	-



1) The Total price is calculated as a weighted average price for the total volumes exchanged in each storage system.
 2) To securely manage any expected deviations between overall network injections and withdrawals pursuant to Art. 2.5 of Annex A, ARERA's Resolution 312/2016/R/gas
 3) Stored gas trades by Snam Rete Gas (SRG) not included in "Balancing"

Forward Gas Market (MT-GAS)

Products	Market				OTC				Total		Open interest*	
	Minimum Price	Maximum Price	Check Price*	Trades	Volumes	Registrations	Volumes	Volumes		Open interest*		
	€/MWh	€/MWh	€/MWh	N.	MWh/d	N.	MWh/d	MWh/d	change %	MWh/d	MWh	
SS-2024	-	-	28.98	10.1%	-	-	-	-	-	-	-	-
Q-2024-02	-	-	28.02	12.4%	-	-	-	-	-	-	-	-
Q-2024-03	-	-	28.85	11.2%	-	-	-	-	-	-	-	-
WS-2024/2025	-	-	29.36	0.0%	-	-	-	-	-	-	-	-
Q-2024-04	-	-	31.02	10.2%	-	-	-	-	-	-	-	-
Q-2025-01	-	-	30.91	0.0%	-	-	-	-	-	-	-	-
CY-2025	-	-	31.95	10.5%	-	-	-	-	-	-	-	-
M-2024-04	-	-	27.41	11.0%	-	-	-	-	-	-	-	-
M-2024-05	-	-	27.92	11.0%	-	-	-	-	-	-	-	-
BoM-2024-03	-	-	29.66	12.4%	-	-	-	-	-	-	-	-
M-2024-06	-	-	28.13	12.5%	-	-	-	-	-	-	-	-
BoM-2024-04	-	-	28.06	-	-	-	-	-	-	-	-	-
M-2024-07	-	-	30.06	-	-	-	-	-	-	-	-	-
SS-2025	-	-	32.97	-	-	-	-	-	-	-	-	-
Q-2025-02	-	-	33.36	-	-	-	-	-	-	-	-	-
Total											0	0

*Referred to the last session of the week